

Staff and Contributors:

- **Samantha Conrad**  
Reporter/Photographer
- **Myranda Evans**  
Asst. Editor/Reporter/  
Photographer
- **Lizbeyda Farfan**  
Reporter/Photographer
- **Josie Gallup**  
Reporter/Photographer
- **Abbey Klingenberg**  
Reporter/Photographer
- **Dillon Novich**  
Reporter/Photographer
- **Markee Reimers**  
Reporter/Photographer
- **Olivea Rigg**  
Reporter/Photographer
- **Jesus Salmeron**  
Reporter/Photographer
- **Berenice Santos**  
Reporter/Photographer

Guest Contributor:

- **Lesley Van Over**  
Afters Coordinator

Instructors and  
Volunteers:

- **Garisen Wright**  
High School Student  
Volunteer
- **Victoria Wright**  
High School Student  
Volunteer
- **Christina-Marie  
Wright**  
Editor/Instructor

# MOE Afters Newsletter

Volume 1, Issue 3

Fall 2008

## Making Music with Advanced Marimba Band By Markee Reimers and Jesus Salmeron

Advanced Marimba Band is a class for fifth-graders that teaches kids how to play an instrument called a marimba. To be in Advanced Marimba, you have to take Beginning Marimba Band first. Both are taught by Mr. Soost.

Mr. Soost says that the marimba was invented in Africa a long time ago. He has been playing the marimba for five years.

Students in Advanced Marimba say that it is fun, and they enjoy learning more about cool music after taking

Beginning Marimba. The kids learn to play different parts for songs in the band. Drew Morris, a girl that's ten years old and in the fifth grade, says her favorite part to play is part two in all of the songs. Some of the songs that they play are: *Simon, Balafon, Two-Three, Marimba Jam* and *Thump*.

Get started by signing up for Beginning Marimba Band, then continue with Advanced Marimba Band. Talk to Mr. Soost to learn more.



Students expand their marimba skills in Advanced Marimba.

## Afters Newsletter—The Inside Story By Josie Gallup

Afters Newsletter is always busy telling you about other classes, but now is your chance to learn about OUR class.

Afters Newsletter is for fourth- and fifth-graders, and kids who take the class get to work on a real newspaper. The

students become real reporters, and they learn how to develop an idea for a story, write news articles, make an interview plan, and interview people. The reporters also get to take pictures to go along with their articles, and they get to see their work in print!

Reporter Josie Gallup took time for the following Question-and-Answer session with Christina-Marie Wright, who edits the newsletter:

**Q:** How many years has this Afters been going on?

**A:** This is the second year, in fact, and this is our third session.

**Q:** How did it get started, exactly?

**A:** Well, Mrs. Van Over called me and said, "I'm thinking of starting an Afters Newsletter. Would you like to teach it?" I said, "Yes!"

**Q:** Have you ever submitted a paragraph or story to a newspaper or magazine?

**A:** Yes. I've written a lot of articles that were published in newspapers and magazines. I also publish a parenting magazine called *Gonzo Parenting*.

Do you have a great idea for an Afters story? Join Afters Newsletter and try it out!



Reporter Samantha Conrad interviews an Afters student

## What Are Kids Saying About Afters?

By Lesley Van Over, Afters Coordinator

If their writing samples are any indication, MOE students in 3<sup>rd</sup>, 4<sup>th</sup> and 5<sup>th</sup> grade are excited about Afters!

Third grader, Jerrod Bishop, says, "The best thing about Afters is that you can learn about things that you've never done before." Ben Banuelos, 4<sup>th</sup> grade, writes, "In Afters I get to do math like Rocket Math and problem solving and sports like soccer and ReCharge." 5<sup>th</sup> grader, Edgar Benevides, says that "Afters helped me learn life skills like how to eat healthy and stay fit. It taught me how to cook and how to be a team player." He adds, "Afters has helped me stay busy and work with other kids I could not have worked with if it weren't for the Afters program."

These students participated in a MOE Afters writing contest to celebrate a nationwide "Lights On Afterschool" event. The contest was open to the 280 students in 3<sup>rd</sup>, 4<sup>th</sup> and 5<sup>th</sup> grades. There were 95 participants who wrote about the theme "Afters Lights Up my Life." Students' work was judged on WASL content, style and organization standards as well as conventions such as spelling, punctuation, etc.

The sixteen contest winners received prizes, thanks to generous local businesses: Jazmin Seaman, Mereck Palazzo and Shandiah Mendoza won a gift certificate to *Blenderz*. Karla Figueroa Anahi Sanchez and Rachel Hawkins won a *Local Myth* pizza. Ahimelec Diaz, Addison Ivory and Sarah Goyne get to make a bank or a box at *All Fired Up*. Jerrod Bishop, Garrett Oberfelder and Olivea Rigg will enjoy bowling at *Chelan Lanes* with a friend, and Sammy Alencaster, Annika Nolen and Eva Aneshansley can each treat a friend to a movie at the *Ruby*. The grand prize winner, Edgar Benevides, won an iPod donated by *Walmart*.

The Chelan Afters Program opened in 1999 with a 21st Century Community Learning Centers grant from the U.S. Department of Education. Today, Afters classes are jointly funded by the 21<sup>st</sup> Century Community Learning Center grant through North Central ESD and Lake Chelan School District levy funds. In addition Afters Enrichment classes are sponsored by local entities such as MOE PTA, Army Corp of Engineers, Regency Manor, US Forest Service, and WSU Extension.

Afters now serves over 450 children each year. The current Afters session involves 350 students at MOE and 50 at CMS.

Afters is free of charge to participants. A snack is served and transportation is provided for all Afters activities.

There are two types of Afters activities: Academic Afters and Afters Enrichment. Academic Afters classes are offered to students referred by teachers and parents to practice reading and math skills that will assist them on the WASL and in the classroom. "We are all very proud of our Academic Afters students," said Jeff Peck, MOE Principal. "We have 160 Academic Afters kids who attend twice a week all year long... and they are gaining academic confidence as well as skills."

Afters Enrichment is designed to involve students in wholesome after school pursuits: arts-related activities (dance, music, art, crafts, culinary, etc.); activities to help students with behavioral skills (following directions, self-discipline, cooperation, etc.); activities to help students develop new interests /abilities; activities to challenge highly capable / gifted students; and activities that promote physical fitness. Sample Afters Enrichment class selections are Pottery, Junior Ranger, Ceramics, Wiggles and Wags, Crafty Kids, Marimba Band, Spelling Bee, Afters Newsletter, Reader's Theater, Girls on the Run, Game Day and Junior Chef.


Ted Sheimo, MOE counselor, supports Afters: "I appreciate Afters Enrichment

*because it gives students a chance to explore something new in a safe, nurturing environment. An extra benefit is that it relieves working parents of worries about how their children are spending their after school time."*

Chelan schools receive over \$100,000 yearly in Federal 21<sup>st</sup> Century Community Learning Center funding, sponsored by North Central Educational Service District. This Federal funding expires at the end of the 2008-09 school year. In future years, these programs can be only partially funded by local levy dollars. At this time, additional state, Federal and private funding sources are being pursued in hope of continuing programs at the current level.

Simply put by Annika Nolen in her essay, "I love Afters because it's a fun thing to do after school and it just lights up my life!"

Any community members who have program ideas or are interested in participating are invited to call Lesley Van Over, program coordinator, at 682-4031, extension 310.



*Did you know?*

**The Afters program provides free transportation for students!**

## Bored? Try Board Games!

By Abbey Klingenberg and Samantha Conrad

Board Games is a class for first- and second-graders. The kids in this class have fun playing different board games, like Dora Candyland and others.

Instructor Nichole Klingenberg says she likes the job because the kids all have different minds. She says the kids never get out of control, but sometimes they get excited and

have to be reminded to quiet down. Her favorite game is Candyland.

Shaina Laddrout is seven years old and in second grade. She likes Board Games because she likes playing the game Sorry. The kids also play games like Uno, Candyland and more, and they do puzzles.

Everyone has fun in this class. It's exciting and the kids learn to share and to take turns. To find out more, talk to Mrs. Klingenberg or Mrs. Van Over about the class.

Games like Guess Who?, Uno, and Scrabble Junior are fun for Board Games students!



### Did you know?

You can view the Afters Newsletter online at <http://www.chelanschools.org/moe/afters/index.html>

## Kids Get Crafty with Crafty Kids!

By Berenice Santos

Crafty Kids is a class where you make crafts. You can take this class if you are a first- or second-grader.

Instructor Andria Donnerworth helps kids make cool visors, like the one she's wearing, and other crafts!



like Halloween cards, masks,

Lynn Crockett, one of the teachers, says she likes doing art, and this class gives her the opportunity to share that with the kids. She says they make all kinds of things,

colored pictures, and placemats for Thanksgiving. The class uses all kinds of materials. "We use all kinds of things, from recycled toilet paper rolls to paint, and everything in between... lots of colored paper, crayons and glue," says Mrs. Crockett.

One of the things that kids like most about the class is when they get to have "free art time." Mrs. Crockett says, "Most like to draw pictures, and are very artistic."

Sometimes, the crafts are messy. "We are planning to do some finger-painting, so that's definitely going to get messy," says Mrs. Crockett. The crafts aren't really hard, though. Some just have specific instructions that the kids need to hear to put together the project. Sometimes, there is not enough patience to hear all the instructions.

If you like to make crafts and have fun, sign up for Crafty Kids!

## Fifth Grade Helpers Lend a Helping Hand

By Olivea Rigg



Fifth Grade Helper Iris Santos helps with Crafty Kids.

Fifth Grade Helpers help with a certain Afters class, and help younger kids with their projects.

Iris Santos is a Fifth Grade Helper who offered to help in Crafty Kids. She says Fifth Grade Helpers have to be trained, to help them know how

to do the crafts, and to understand how to help.

When they help, they go person to person to help them do their project.

If you want more information on how to be a Fifth Grade

Helper, ask Mrs. Van Over, or talk to a current Fifth Grade Helper, like Iris!

## Make Junior Chef's Soft Pretzels!

By Josie Gallup

If you've been in Junior Chef, you know what they do... cook, and eat great food! That's what chefs do, right? Even if you haven't taken Junior Chef, you can still try one of their great recipes at home. But first, be sure to use these helpful kitchen safety tips:



Do you like food and cooking? Be a Junior Chef!

- ALWAYS wash your hands before you cook. Always!
- Keep cold things cold and hot things hot to prevent the growth of bacteria.
- If you are a kid, always have an adult with you when using knives or kitchen appliances.
- Now, have fun!



Junior Chefs make and eat yummy food!

### Junior Chef's Soft Pretzels (serves 12)

Preheat oven to 425° F. Spray a cooking sheet with non-stick spray.

#### Ingredients:

- 1 package of quick-rising dry yeast
- 1 ½ cups warm water (between 120-130°F)
- 1 Tablespoon sugar
- 1 Tablespoon salt
- 2 cups white all-purpose flour
- 1 ¾ cups whole wheat flour
- Vegetable oil cooking spray or 1 beaten egg to brush on top of pretzels
- Pretzel salt or sesame seeds

#### Instructions:

1. Mix yeast into warm water. You may see bubbles – it's carbon dioxide being formed by the yeast!
2. Stir sugar and salt into the yeast mixture.

3. Add white flour and stir.
4. Add whole wheat flour and stir.
5. When you can not stir the mixture with a spoon, knead the mixture in the bowl with your (washed!) hands.
6. Separate the dough into balls and roll them out to form a 1-inch thick line.
7. Fold into a pretzel shape and put on cooking sheet.
8. Spray the pretzels with vegetable oil spray or brush with beaten egg to help toppings stay on and give your pretzels a nice shine.
9. Sprinkle pretzel salt or sesame seeds on top of pretzels.

Bake on cooking sheet for 12 to 15 minutes.

Enjoy your pretzels, and tell a friend about Junior Chef!

## Show Me Nutrition!

By Dillon Novich

Show Me Nutrition is an active class! First- to second-graders take the class, and they do activities with food, and they cook only a little. The instructor, Sarah Jicah, says that they do fun activities to learn about food and exercise.

This class gets to eat awesome foods while they learn about nutrition, like yogurt with four different kinds of fruit, like cantaloupe, pineapple, strawberries, and blackberries.

Ms. Jicah said, "I think this year is going well. It is very fun and it is good for the kids, too."

To find out more, talk to Mrs. Van Over about this Afters, or sign up for it next time.

## Quotes From Kids

*"Afters helped me learn life skills like how to eat healthy and stay fit. It taught me how to cook and how to be a team player." ... "Afters has helped me stay busy and work with other kids I could not have worked with if it weren't for the Afters program."*

-- Edgar Benevides, grade 5

These Show Me Nutrition students are coloring fun and informative pages about nutrition.



## Kids' Club Helps Seniors

By Olivea Rigg



Dillon Novich likes helping residents of Regency Manor with Kids' Club.

Kids' Club students go to Regency Manor to visit with and help the residents there. The teacher is Debbie Housley.

Dillon Novich is in Kids' Club. He likes it, because he said, "You can help the older people and help them have a better life." Dillon has enjoyed

meeting all of the residents at Regency Manor, and helping them have a better day.

When the kids are at Regency Manor, they make crafts with the residents. One craft they did was making ghost masks for Halloween. Dillon says it is fun doing crafts with the residents,

but he says he would not do it all day because sometimes it would be hard to think of new things to do with the residents all the time.

Anyone in third to fifth grade can be in Kids' Club and have fun helping others!

## Wiggles and Wags is Dog-gone Fun!

By Lizbeyda Farfan and Abigail Klingenberg



Wiggles and Wags is teaching kids about caring for dogs and dog training. "The kids get excited but are really good," says instructor John Luke. He also says he enjoys coming up with the class material and bringing his dogs in and showing them to the students.

Katy Sandvick is a Wiggles and Wags student. She said that kids don't get to bring their dogs in, but she loves the class. Katy said that even kids who don't have dogs at home can be in the class if they want to learn about them.

Wiggles and Wags is for fourth and fifth graders. If you have a dog, or are thinking about getting one, this is the class for you! To find out more about Wiggles and Wags, talk to Mrs. Van Over.



Students like Katy Sandvick learn how to care for and train dogs in Wiggles and Wags.



## Reader's Theater Knows How to "Play!"

By Samantha Conrad and Myranda Evans



Reader's Theater students practice their lines for a play.

Reader's Theater is a fun, exciting class for third-graders. If you like to read, speak out loud, and act, this is the class for you!

The instructor, Barbara Brady, has worked here for 20 years. She says she loves her job because of the kids. She says it's interesting in the class because sometimes, they get moved around. The good thing is, they can do Reader's Theater almost anywhere.

Kids in the class read scripts and do mini-plays. Ashley Oswald, a nine year-old, is in Reader's

Theater, and she said the class was fun.

To find out more about Reader's Theater, talk to Mrs. Van Over or Mrs. Brady.

## Quotes From Kids

*"The best thing about Afters is that you can learn about things that you've never done before." -- Jerrod Bishop, grade 3*

## Volunteer Spotlight

By Myranda Evans

Victoria Wright is one of the volunteers for Afters Newsletter. She is 18 years old, and in the 12th grade. Her favorite class in school is Graphic Design. Victoria's brother, Garisen, is also a volunteer for Afters, and he is in the 10th grade.

Victoria is very fun and helpful, and the students think she is the best volunteer Afters Newsletter has had!



She has said helping the students is fun for her, and she likes helping younger students to learn.

If you are a high school student or parent who would like to volunteer to help with Afters, contact Mrs. Van Over. The Afters students will appreciate you!

## Quotes From Kids

*"In Afters I get to do math like Rocket Math and problem solving and sports like soccer and ReCharge."*  
-- Ben Banuelos, grade 4

*"Once I did pottery. It was exciting because I got to paint, touch, and feel clay. I got to make a lady bug and a vase."* -- Ahimelec Diaz, grade 3

*"In Afters you meet new friends and learn new things like math, science, reading and Rocket Math."*  
-- Zach Phelps, grade 4

*"In Afters you can do activities with a partner. It's so cool when you work together. Besides, you can do a play of a book!"* -- Celeste Verduzco – grade 4

## From the Editor...

By Christina-Marie Wright



Senior Editor, Christina-Marie Wright

Dear Readers and Students,

Our time in Afters Newsletter always seems to go by too quickly. I enjoy getting to know each of the talented young reporters on my "staff," and am always a little sad when our time is over.

That being said, my dedicated reporters worked hard to develop their story ideas, plan their interviews, take exciting photos and put together their articles.

I think you'll agree that they've done an excellent job.

I want to thank my student volunteers, Victoria and Garisen Wright, who worked with students on ideas, project plans and article writing. I know that our reporters were grateful for them, and I couldn't have functioned without them.

Thanks go to Megan Managan, reporter for the Lake Chelan Mirror, who came into our class and talked about her job. I am grateful to editor Les Bowen for giving us a tour of the Mirror office. My appreciation also goes to the Afters superstars who filled in when work took me out of town. Finally, I'd like

to thank Lesley Van Over, the heart and soul of the Afters program, for all her help, and for compiling the great quotes that appear throughout this issue.

Did you see our reporters featured in the paper? Lake Chelan Mirror editor Les Bowen did a nice article about their newspaper office tour!

I hope you enjoy reading this issue as much as we enjoyed creating it!

Regards,  
Christina-Marie Wright